

A2500 2V 500AH 2V Series SLA Battery



2V Series

The 2v series range of VRLA batteries offers outstanding performance including a 15+ year design life and a cycle life in excess of 650 cycles to 80% DOD. Built to the highest standards and compliant with the latest IEC 60896-21/22 standard this range also offers 100% capacity out-of-the-box and is capable of handling deep discharges for complete peace of mind. The use of flexible connectors and the ability to be installed both horizontally and vertically allows for multiple installation possibilities. This robust design uses the latest AGM technology to create a range that is suitable for many applications including both fixed and mobile telecoms, UPS, utilities and solar.



Application

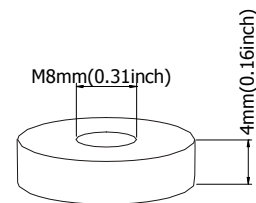
- € Cable Television
- € Communication Equipment
- € Security System
- € UPS
- € Control Equipment
- € Medical Equipment
- € Emergency Power System
- € Power Plant

General Features

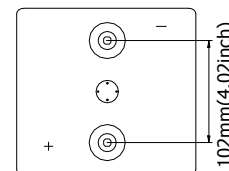
- € Extra long life service design.
- € Non-Spillable construction design.
- € ABS containers and covers(UL94HB, UL94V-0) optional.
- € Safety valve installation for explosion proof.
- € Higher safety & reliable construction.
- € Exceptional deep discharge recovery performance.
- € Low self discharge characteristic.
- € Flexibility design for multiple install positions.

Construction

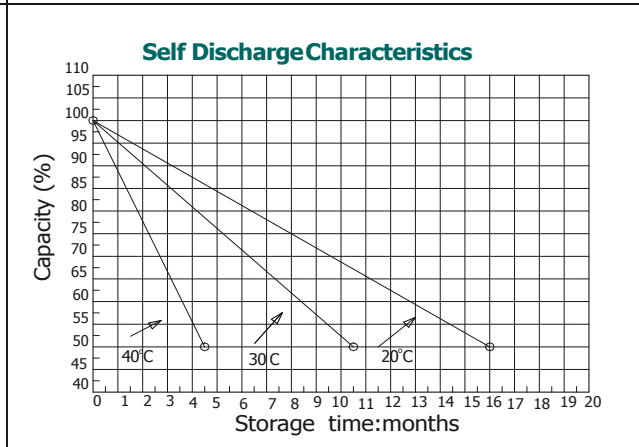
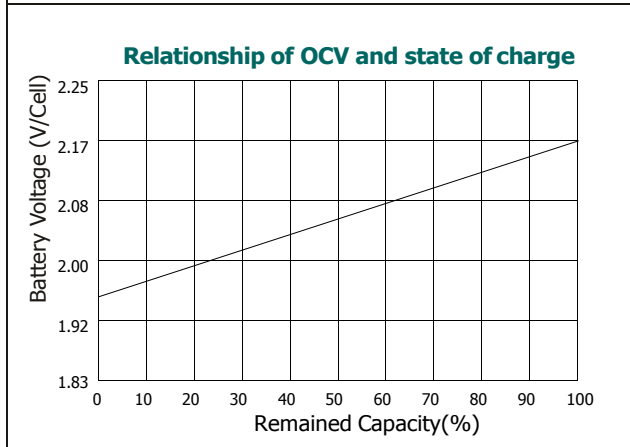
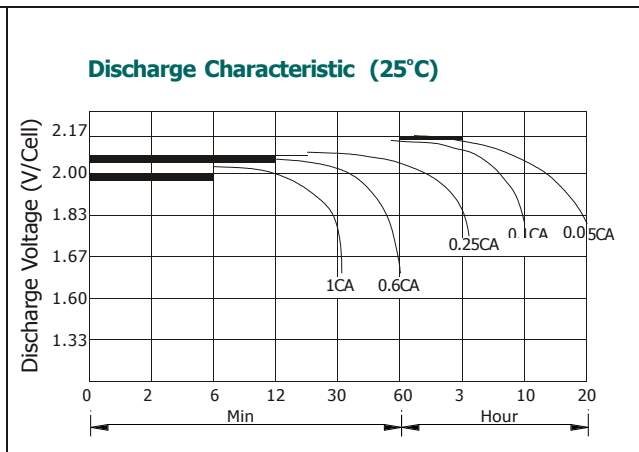
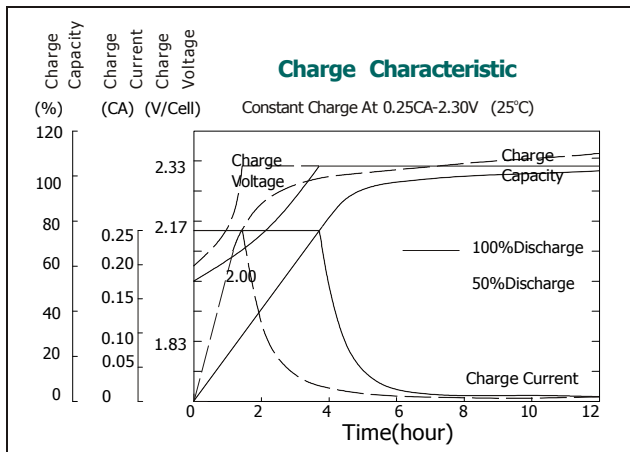
- € ComponentRaw material
- € PositiveLead dioxide
- € NegativeLead
- € ContainerABS
- € CoverABS
- € SealantEpoxy Resin
- € Safety valveEPDR
- € TerminalCopper
- € SeparatorFiber glass
- € ElectrolyteSulfuric acid



Terminal Dimensions



Battery Model	A2500			
Designed Floating Life	15 Years			
Capacity(25°C)	20HR(25.8A,1.75V)	10HR(50A,1.75V)	5HR(90A,1.75V)	1HR(275A,1.75V)
	516AH	500AH	450AH	275AH
Dimensions	Length	Width	Height	Total Height
	241mm(9.49inch)	171mm(6.73inch)	330mm(12.99inch)	365mm(14.37inch)
Approx. Weight	33Kg (72.75 lbs)			
Internal Resistance	Full charged at 25°C :0.33 mΩ			
Self Discharge	3% of capacity declined per month at (25°C)			
Capacity Affected by Temp.(20HR)	40°C	25°C	0°C	-15°C
	102%	100%	85%	65%
Charge Voltage(25°C)	Cycle use		Float use	
	2.3V-2.35V(-5mV/ °C), max. Current: 125A		2.25-2.27V(-3.3mV/ °C)	



Constant current discharge ratings -amperes at 25 °C

End Voltage \ Time	5min	15min	30min	60min	2hour	3hour	5hour	6hour	8hour	10hour	24hour
1.60V	833.3	697.9	516.8	326.7	192.6	141.3	95.8	82.7	65.9	54.7	24.7
1.65V	769.8	650.6	495.0	309.9	188.1	137.8	93.5	81.6	65.0	54.2	24.6
1.70V	719.0	610.0	455.4	296.0	181.2	133.8	92.7	80.5	63.9	53.4	24.5
1.75V	685.7	577.5	423.2	282.2	174.8	129.7	90.1	79.2	63.1	52.6	24.2
1.80V	659.6	544.5	396.0	264.3	167.3	125.7	88.0	77.2	61.9	51.4	23.8
1.83V	613.5	511.2	377.0	247.5	159.8	121.7	85.9	75.8	60.8	50.3	23.3
1.85V	584.0	482.8	353.1	238.6	151.0	119.3	85.0	74.7	60.1	50.0	23.0
1.88V	542.9	440.3	331.7	228.5	147.7	116.8	84.2	73.7	59.4	49.6	22.8
1.90V	502.2	408.3	302.9	211.9	141.6	111.9	81.9	72.0	57.8	48.3	22.5
1.94V	451.6	363.7	268.1	188.1	127.9	102.9	75.8	66.8	54.1	45.5	21.8

Constant power discharge ratings-watts at 25 °C

End Voltage \ Time	5min	15min	30min	60min	2hour	3hour	5hour	6hour	8hour	10hour	24hour
1.60V	1416.5	1186.4	944.6	673.2	434.4	321.8	212.5	184.5	141.9	115.8	52.2
1.65V	1347.2	1138.5	893.5	622.1	398.5	302.0	205.1	175.7	136.6	113.1	51.2
1.70V	1295.3	1098.1	871.2	592.4	386.9	291.2	200.5	172.3	133.7	109.7	50.2
1.75V	1254.8	1056.8	841.5	569.3	373.2	280.5	195.5	168.3	128.7	108.1	49.7
1.80V	1220.2	1007.3	811.8	556.1	366.3	270.6	190.1	163.4	125.4	106.4	49.0
1.83V	1153.4	961.1	765.6	536.3	351.5	264.0	186.1	158.4	122.9	104.4	48.3
1.85V	1109.6	917.4	721.9	505.7	336.6	256.2	181.2	154.7	121.3	102.3	47.0
1.88V	1047.8	849.8	671.2	475.2	312.8	247.5	175.2	149.2	118.0	99.8	45.8
1.90V	979.3	796.1	608.9	435.6	292.1	237.6	169.3	144.5	113.5	94.9	44.1
1.94V	885.2	712.8	545.5	386.1	269.9	220.8	160.4	138.6	108.9	90.8	43.6